

San Antonio Bay Partnership

**5th Annual
2024 Shoreline Cleanup
Sept 23-28, 2024
Summary Report**
as of October 20, 2024



Cleanup Sponsors:



Funding by:



SABP Shorelines CLEANUP 2024



21,189

Items Removed

HELP BY
SECURING
TRASH ON
YOUR
BOAT!

BETTER YET,
DON'T TAKE
BLOWABLE
PLASTICS
OUT!



Shoes
368



675

Glass Bottles & Jars

Fishing
Line
Lures
Nets
& Gear

586



675

Plastic
Jugs &
Containers

340

Crab Trap Floats



5038



53
Balloons &
Strings



827



500



1148

Shotgun Shells

AND,
LEAVE THE
BAY
CLEANER
THAN YOU
FIND IT!



151 People 29 Boats

Four Events during the week of September 23-28, 2024

- Seadrift Kickoff
- Matagorda Island WMA Gulf Beach
- Powderhorn State Park
- Saturday Main Event – POC, Seadrift, Rockport, Port Lavaca, Matagorda

Participation

- 151 people-days
- 29 Boats
- 539 manhours

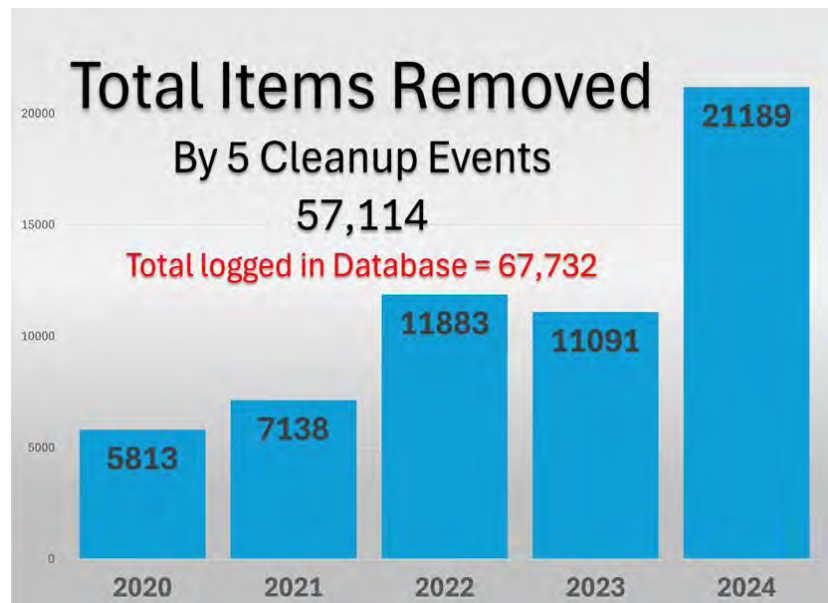
Results

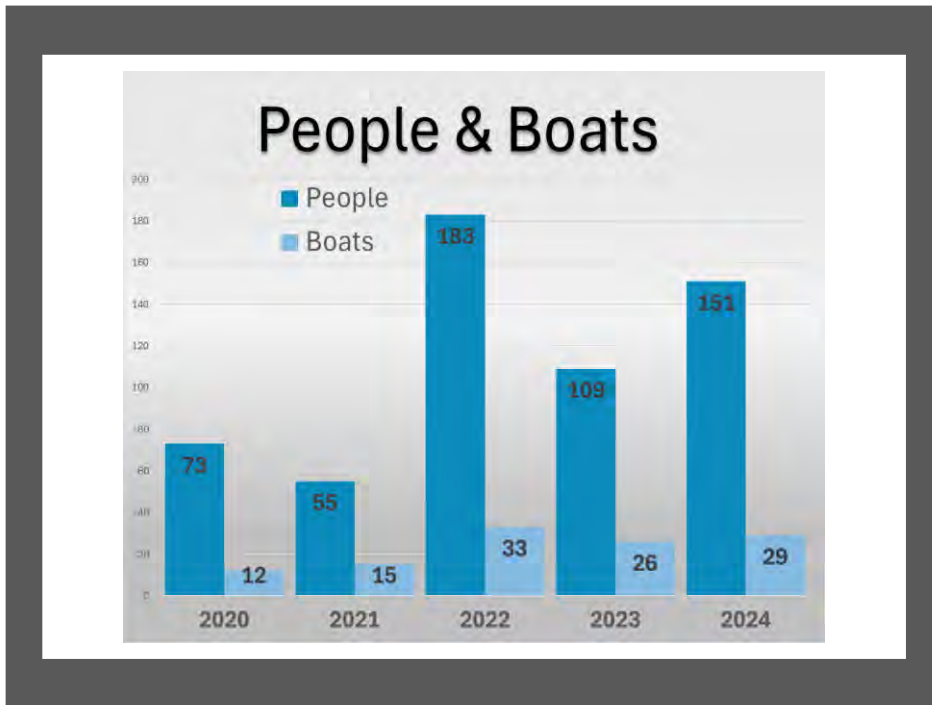
SABP's Marine Debris Removed			
	Cumulative	Sept 2024	Total
Awful Preventable Five	Aug-24	Cleanup	Removed
Plastic drink bottles	9626	8370	17996
Aluminum cans	4386	827	5213
Plastic bags	3723	1012	4735
Plastic jugs or containers	1937	675	2612
Drinking cups	1871	500	2371
Other Notable Trash			
Shotgun shells	1507	1148	2655
Fishing gear	1520	586	2106
Crab trap float only	1598	340	1938
Total Items Removed	46543	21189	67732

& logged into NOAA Marine Debris Tracker

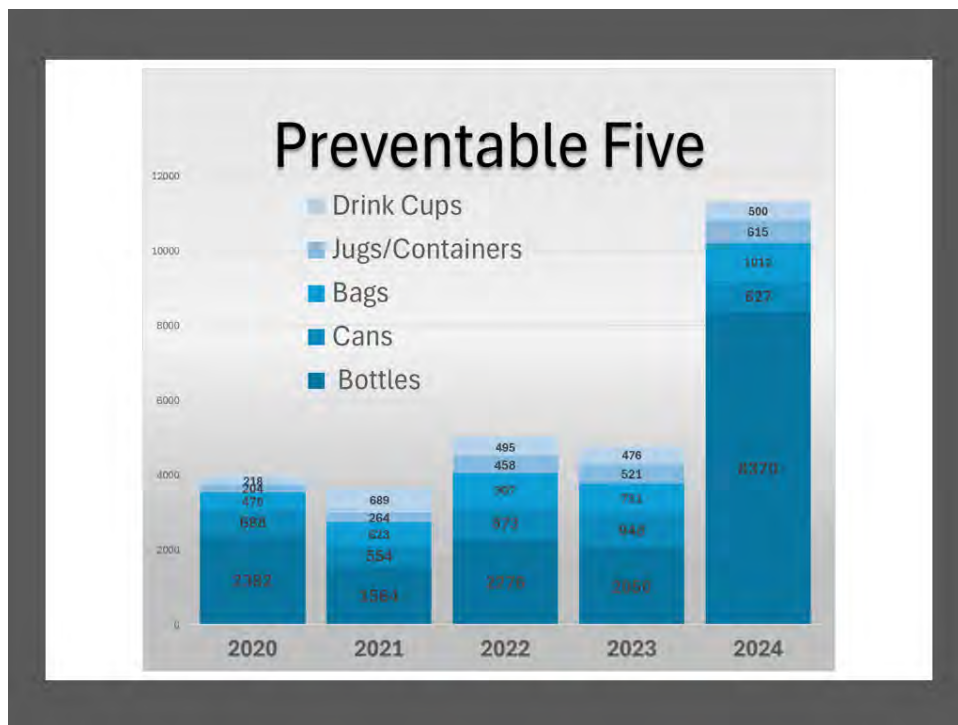
Trash Removed

- POC TPWD 1780# + 1860# = 3640#
- Seadrift 1760#
- Rockport 2300# Conn Brown Harbor
- Rockport 600# Goose Island State Park
- Total 8,300# / 4.15 tons**





Awful Preventable Five Trends



Take-Aways

- In 2024, participants reported the most trash, by Count, removed -- over 21,000 items logged -- weighing over 4 tons. (note: Port Lavaca and Matagorda did not weigh trash.)
- Increased participation from last year - 151 participant days and 29 boats.
- New areas cleaned:
 - Powderhorn State Park by HEB employee group. Superintendent Sarah Affeldt thanked the group and described plans for Park development.
 - First venture to Gulf Beach – thanks to TPWD Wildlife’s Patrick Ragusin for his logistical support. The beach is heavily trashed so the crew focused on removing only drink bottles due to the logistics; removed 5350 bottles. Less than 2 miles were attacked. Would like to do it again!
 - Audubon’s Chester Island rookery with Warden Tim Wilkinson.
- 3020 plastic drink bottles were removed from the bay shorelines -- up 50% from last year’s 2050 bottles.
- Cumulatively, SABP’s Shorelines Cleanups has removed and logged over 57,000, items during its five years.
- Another 10,000 items have been removed / logged by people who leave the bay cleaner—bringing the total trash removed to nearly 68,000 items.
- First time ‘Celebrating a Cleaner Bay ‘ in the evening after Saturday’s main event: great shrimp from Cathy’s, wine from Gulf Breeze, plus an interesting and informative presentation from Harte Research Institute’s Jace Tunnell.
- Thanks to all who participated. The Bays are cleaner and healthier because you care!
- We are not done yet: SABP will participate in a State-wide Cleanup in May with the Gulf of Mexico Trust. The details of our target are being developed. It will likely be focused on a single area. See Executive Director Jay Kleberg and wife Chrissy’s documentary ‘Chasing the Tide’ at <https://chasingthetideseries.com/> about their recent hike of the Texas Gulf Coast. This statewide initiative will increase awareness of plastic pollution and what can be done.

Work to do:

- Data sheets continue to trickle in. If you don't see your team included on page 7, your efforts are not included. Send whatever info you have, even if it is only the number of participants and hours.
- If you have pictures that you haven't sent to Brigid, please do so. Will work to get the posted.
- Allan will upload the total in SABP Marine Debris Tracker database.
- Allan and Brigid piloted an app to improve measurement of shorelines cleaned. It was cumbersome. Will suggest modifications to improve effectiveness for next year.
- We plan an anti-litter program for the bay and local communities (Seadrift & POC) – it is just starting.
- Join the Bay R.A.T. Bucket Brigade:



Contact AllanRBerger@outlook.com to get your Bucket.

Appendix

2024 Shorelines Cleanup		Items																				Items Removed			People		Hours		Boats
		Totals	254	8370	125	827	53	340	500	60	459	127	474	675	62	1012	5039	463	368	1148	1087	21189	151	539	29				
Seadrift																													
Monday 9/23/24																													
Berger	4	145	19	14	1	11	36	0	38	3	12	20	0	130	258	57	4	69	117	934	3	9	1						
Dillon	12	103	4	26	1	36	14	0	2	6	4	51	1	60	135	6	1	10	11	470	4	12	1						
CRBEP	4	79	2	13	0	25	19	1	5	6	8	13	5	10	73	12	2	20	51	344	2	8	1						
Larson	0	2	2	2	0	2	1	1	0	0	0	1	0	2	1	6	0	2	11	35	4	14	1						
Texas Chrome	4	134	2	23	3	41	30	5	15	12	6	3	9	45	324	18	1	110	13	794	3	9	1						
Team Misson	6	24	2	4	3	24	3	2	11	0	2	4	0	12	31	2	0	5	14	143	5	20	1						
TWDB	2	11	3	1	0	17	0	0	4	4	1	2	0	12	13	8	0	0	10	86	4	11	1						
	31	498	34	82	8	156	103	9	75	31	33	94	15	271	835	111	8	216	227	2806	25	83	7						
Matagorda Island																													
Wednesday 9/25/24																													
	54																				5053	14	84	3					
Powderhorn SP																													
Friday 9/27/24																													
Bottle Captains	6	80	4	1	7	8	11	0	20	3	4	10	0	52	274	55	15	10	9	583	4	9.25							
Krazy Kayaks	3	160	0	70	0	0	4	0	10	6	101	11	1	15	70	18	3	31	20	520	3	8							
Powderhorn Pilots	5	58	3	12	2	2	4	0	5	0	16	9	0	50	282	21	12	22	53	551	3	2.25							
Public Affairs	6	156	16	6	0	0	4	0	13	3	2	4	1	2	311	20	21	0	9	588	4	10							
Shoreline Showboats	6	45	5	31	0	0	10	4	6	1	16	3	0	18	83	5	3	13	4	227	4	10.5							
	26	499	28	120	9	10	33	4	54	13	139	37	2	137	1000	119	54	76	95	2429	18	40	0						
POC & Seadrift																													
Saturday 9/28/24																													
Berger Brothers	6	30	3	22	0	1	11	0	2	8	0	15	0	18	76	23	4	0	22	235	2	9	1						
Fins & Feathers	23	462	0	47	0	33	0	26	53	0	20	14	11	3	350	6	48	53	187	1311	5	20	1						
Lone Star Forever	5	150	2	15	8	2	27	0	8	2	2	163	2	87	410	25	4	4	118	1049	4	16	1						
Dobsky-Zorn	12	186	1	53	15	1	100	1	9	0	21	74	9	60	200	30	25	40	5	830	4	9	1						
TF Ranch	2	56	3	35	1	1	6	0	2	0	8	6	0	25	35	0	0	2	9	192	3	12	1						
Roberts	5	66	6	42	0	46	6	0	6	11	39	4	2	56	21	9	4	0	11	332	2	12	1						
Pokluda	4	134	0	26	0	13	21	1	14	1	8	62	0	44	81	1	12	76	7	501	2	9	1						
Bayucos Bums	11	262	1	39	0	37	28	1	133	4	20	15	13	26	255	12	82	175	91	1204	4	15	1						
Earth Wise Collective UHV	4	137	0	14	0	0	1	4	8	5	9	4	1	2	218	2	28	8	87	528	5	15	1						
Pelican Pickers	1	2	5	0	2	0	3	0	1	2	3	7	0	2	6	0	1	0	0	34	3	9	1						
TMCBF	2	14	0	2	0	0	1	0	2	0	0	0	0	1	44	0	1	0	2	67	2	4	1						
Allan	4	38	1	2	0	3	8	0	6	1	13	12	2	6	122	9	11	6	15	255	3	9	1						
Smith	3	69	0	9	0	0	69	0	9	6	3	22	0	8	60	6	8	0	8	277	3	7							
Cranes	2	72	0	9	3	0	13	0	4	0	1	6	0	41	50	2	5	0	1	207	2	6							
Fins & Feathers 9/26/24	16	97	0	60	4	4	17	3	3	14	40	41	0	55	570	64	15	70	87	1144	4	16	1						
UHV Dimitri																				0	5	20	1						
Watson		1				3														3	19	4	16						
Admin/Dockside																				10	0	10	25						
	103	1782	22	376	33	144	311	36	260	55	167	465	40	434	2508	189	256	434	653	8165	67	229	14						
Aransas Bay																													
Saturday 9/28/24																													
MAR#3	11	120	1	12	1	2	6	6	1	16	2	23	2	39	168	10	27	95	8	539	3	9	1						
Aransas Bay CCA	7	111	19	83	0	21	5	4	11	5	19	25	0	7	138	5	1	262	9	745	4	20	1						
Ingalls	12	184	2	96	0	5	8	0	7	1	69	4	0	46	39	2	7	35	16	521	4	24	2						
	30	415	22	191	1	28	19	10	19	22	90	52	2	92	345	17	35	412	33	1805	11	53	4						
Matagorda Bay																													
Saturday 9/28/24																													
Matagorda Bay Foundation	3	50	4	35	2	1	6	1	14	2	23	18	3	40	173	21	12	10	56	471	5	23	1						
Lavaca Bay Foundation	7	73	15	23	0	1	28	0	37	4	2	9	0	38	178	6	3	0	23	440	11	27	0						
	10	123	19	58	2	2	34	1	51	6	25	27	3	78	351	27	15	10	79	911	16	49.5	1						



Matagorda Island WMA Area Targeted
September 25, 2024



Port O'Connor Area Targeted Shorelines
September 28, 2024

